

DRIVER LOADING PROCESS

There are four phases to the loading process using the Accuload/BLC.

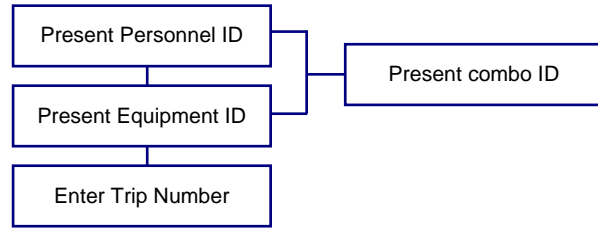
Refer to the flow diagram and follow the RDI action prompts to complete a loading transaction.

Press ENT after each action or CLR to go back to correct and re-enter an action.

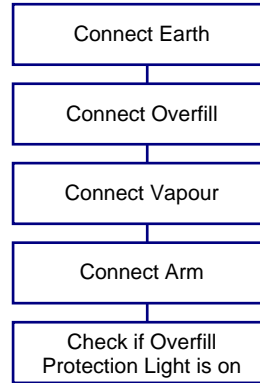


Accuload BLC Rack Driver Interface

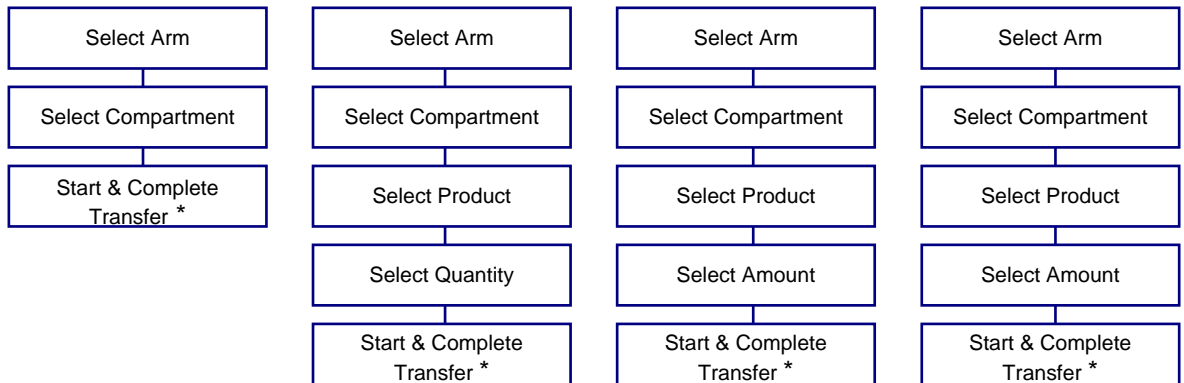
1. AUTHORISATION



2. CONNECT INTERLOCKS

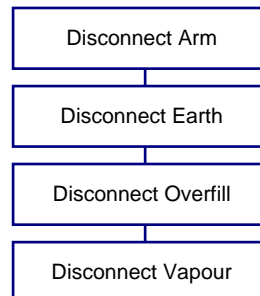


3. LOAD



* Note: If top-loading, press & hold the Deadman Button

4. DISCONNECT INTERLOCKS



CLEARANCE & DELIVERY