


DRIVER LOADING PROCESS

There are four phases to the loading process using the Accuload/BLC.

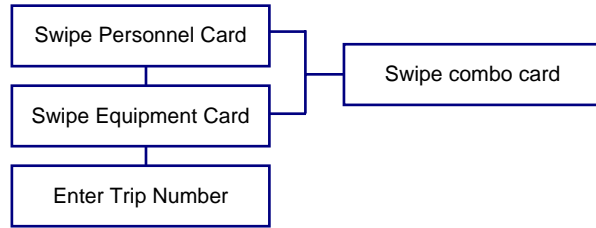
Refer to the flow diagram and follow the RDI action prompts to complete a loading transaction.

Press ENT after each action or CLR to go back to correct and re-enter an action.

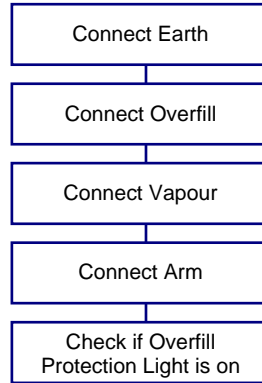


Accuload/BLC Rack Driver Interface

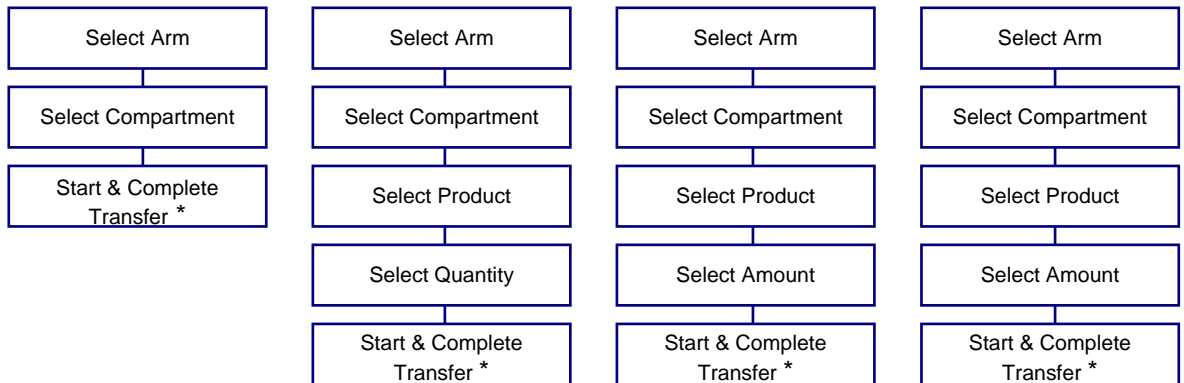
1. AUTHORISATION



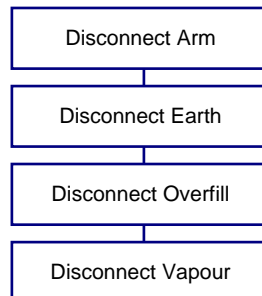
2. CONNECT INTERLOCKS



3. LOAD



4. DISCONNECT INTERLOCKS



* Note: If top-loading, press & hold the Deadman Button

CLEARANCE & DELIVERY